

DORNER[®]

MOVE FAST. MOVE SMART.

- » Automation Ready
- » Incredible Delivery
- » Space Saving Designs



We solve industrial, packaging, and sanitary conveyor automation needs.

The wide range of conveyor solutions offered are flexible, easy to select, easy to integrate, and easy to acquire through an efficient delivery and support network. We provide conveyor systems to customers in over 1,200 different industries worldwide looking to achieve improved efficiency, productivity, and a positive ROI.

LOW PROFILE EXTRUDED ALUMINUM*

2200 Series - Belt and Plastic Chain



End Drive



Center Drive



Cleated Belt



Flat Belt

- Compact Space Saving Design
- Improved Small Part Handling
- High Performance Conveying
- Wide Range of Accessories
- Flexible as Your Needs

HEAVY DUTY EXTRUDED ALUMINUM*

3200 Series - Belt




End Drive



Center Drive



Cleated Belt



Flat Belt

Z-Configurations

- Improved Unit Handling
- Heavier Loads & Faster Speeds
- Flexible Product Movement
- Efficient Space Utilization

HEAVY DUTY EXTRUDED ALUMINUM*

5200 Series - Plastic Chain



Flat Belt



Cleated Belt



Curves




Z-Configurations

- Flexible As Your Needs
- Fast Configuration
- Quickest Implementation
- Reduces Number of Transfers & Motors Required

SANITARY CONVEYORS - WELDED STAINLESS*

AquaGuard® - Belt and Plastic Chain



Flat Belt



Cleated Belt



Z-Configurations Belt & Chain



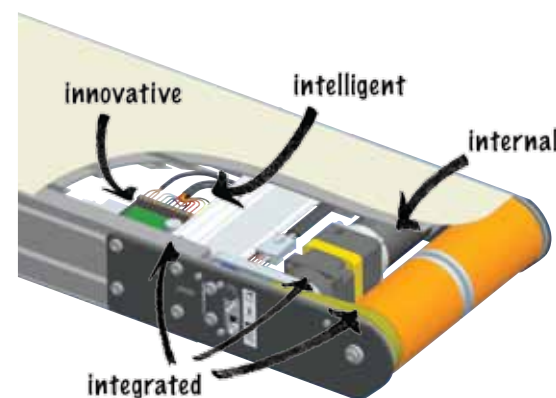
Curves

- Sanitary Design
- Maximum Flexibility
- Increase Throughput
- Reduce Product Loss
- Tailor Fit Accessories – No Drilling
- FDA & BISSC

iDRIVE CONVEYORS

Frame Integrated Drives » Aluminum Frame*


- Reduce Integration Time
- Compact Spacing Design
- Sized for Small Part Handling
- Integrating Motor, Controller & Gearbox
- Available in Low Profile & Heavy Duty Belt (2200, 2300 & 3200 Series)



PRECISION MOVE CONVEYORS

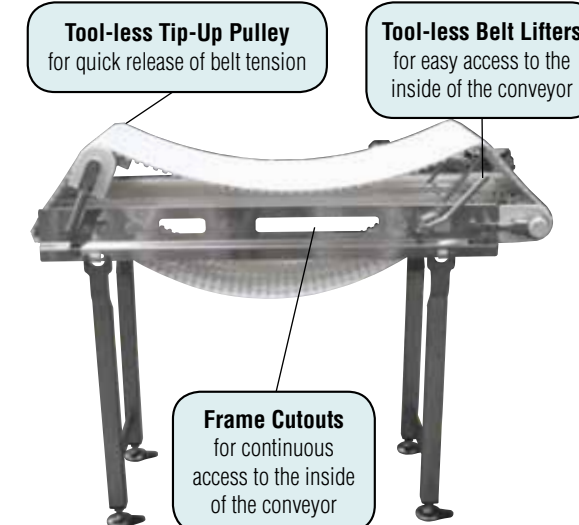
Accurate Movement » Aluminum Frame*

- Accurate Pocket Indexing
- Speed Match Common Drive
- Higher Load Capacity
- Available for 2200 & 3200 Series
- Conveyor only accuracy $\pm .01''$
- Servo package accuracy $\pm .02''$



SANITARY CONVEYORS - WELDED STAINLESS*

AquaPruf® - Belt and Plastic Chain



- Wash-down and sanitary environments
- Chemical Resistance
- USDA, FDA, BISSC
- Flat & Cleated Belt
- Center Drive
- Curves
- Z-Frame Configurations

* Aluminum Conveyors 3 day shipping | Stainless Steel Conveyors 10 day shipping

ENGINEERED APPLICATIONS

For more information, visit our website at www.dorner.com



Magnetic Conveyors



Vacuum Conveyors




Backlit Conveyors



Common Drive Conveyors




Lane Guiding



Small Bottle Transfers



90° Transfer of Products



Multiple Belt Conveyors




Indexing



Lift Gates



Pivot Conveyors



Electrically Conductive Belts



**Counting Products /
Batching Products**



Fixtured Conveyors



**Flush Motor
Mounting Packages**



**Low Friction Belts
for Accumulation**



DORNER MFG. CORP.
PO Box 20 • 975 Cottonwood Ave.
Hartland, WI 53029 USA

INSIDE THE USA
TEL: 800.397.8664
FAX: 800.369.2440

OUTSIDE THE USA
TEL: 262.367.7600
FAX: 262.367.5827

www.dorner.com
info@dorner.com